



District Report Card: 2017


State: Gujarat	District: Panch Mahals
Class: 3	Subject: Language
Schools: 61	Students: 1166


Participation/Coverage


Students

<div>GENDER</div> <div></div>	Boys				Girls			
	Number		%		Number		%	
	550		47.17		616		52.83	

<div>AREA</div> <div></div>	Rural				Urban			
	Number		%		Number		%	
	1090		93.48		76		6.52	

<div>CATEGORY</div> <div></div>	SC		ST		OBC		GEN	
	Number	%	Number	%	Number	%	Number	%
	22	1.89	378	32.42	739	63.38	27	2.32

<div>CWSN</div> <div></div>	LD	VI	HI	S&LD	ID	Oth
	0	4	0	1	4	33

<div>Management</div> <div></div>	Government		Government-aided	
	Number	%	Number	%
	1166	100.00	0	0.00

Average Performance of Students in Language (%)

Overall	Gender		Area		Management		Social Group			
	Male	Female	Rural	Urban	Govt.	Aided	SC	ST	OBC	GEN
77.25	76.21	78.18	77.24	77.37	77.25	0.00	77.27	75.70	77.57	90.12

Performance on Learning Outcomes (LOs)

Learning Outcomes	Description	Average Performance(%)
L304	Reads small texts with comprehension i.e., identifies main ideas, details, sequence and draws conclusions	78.14
L312	Reads printed scripts on the classroom walls: poems, posters, charts etc.	75.47

Range of Performance of Students who Answered Correctly							
Below 30%		30% - 50%		50% - 75%		Above 75%	
Number	%	Number	%	Number	%	Number	%
29	2.49	64	5.49	394	33.79	679	58.23

Lowest Performing Learning Outcomes (LOs)

1 - Reads printed scripts on the classroom walls: poems, posters, charts etc. (75.47)

2 - Reads small texts with comprehension i.e., identifies main ideas, details, sequence and draws conclusions (78.14)